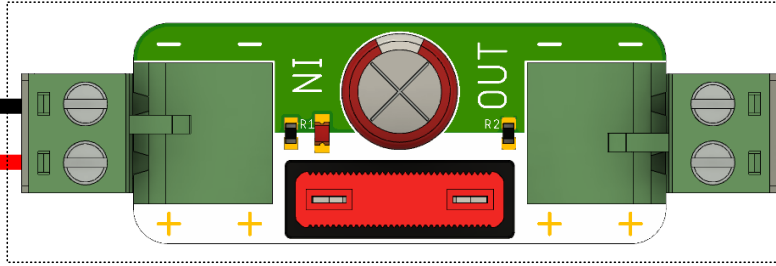


Wiring Scheme WLED Controller V0.8 WS2815 at 12V


Choose the Power Supply dependant on LED count.

GND
+12V

Recommended

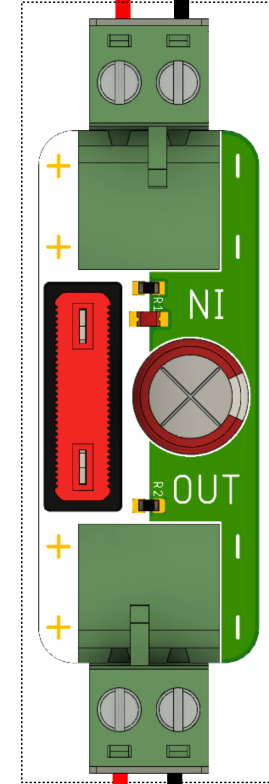


cod.m Fused Power Capacitor Board V0.2
Art-Nr. 90062 1000µF, max. 16V/10A



cod.m WLED Controller V0.8 (WLED), Art-Nr: 90060

At 60 LEDs/m@5V feed in power every 2.5m, at 60 LEDs/m@12V every 5m.
For every power connection we recommend the Fused Power Capacitor Board. Choose fuses accordingly.



Recommended